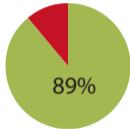
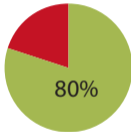


DANMARK

Eritreere



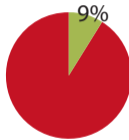
Syrere



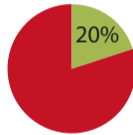
Afghanere



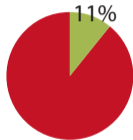
Iranere



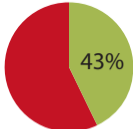
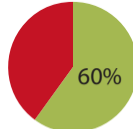
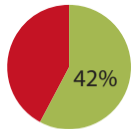
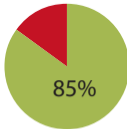
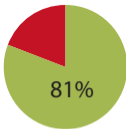
Somaliere



Irakere



EU



■ Tilladelser ■ Afslag

Tal fra Eurostat

Afgørelser i første instans 2020. Forskellen er reelt endnu større, da 29% af de afviste efterfølgende fik asyl i anden instans i EU samlet, mod kun 20% i Danmark.